

MONTHLY REPORT OF DISBURSEMENTS

For the month of September 2023

Department : State Universities and Colleges (SUCs)  
 Agency/Entity : Batangas State University  
 Operating Unit : < not applicable >  
 Organization Code (UACS) : 08 038 0000000  
 Fund Cluster : 01 - Regular Agency Fund

Particulars	Trust Liabilities				Grand Total					Remarks
	PS	MOOE	CO	TOTAL	PS	MOOE	FinEx	CO	TOTAL	
1	19	20	21	22=(19+20+21)	23	24	25	26	27=(23+24+25+26)	28
CASH DISBURSEMENTS	0.00	0.00	0.00	0.00	44,387,991.19	62,850,828.99	0.00	3,730,488.87	110,969,309.05	
Notice of Cash Allocation (NCA)	0.00	0.00	0.00	0.00	44,387,991.19	62,850,828.99	0.00	3,730,488.87	110,969,309.05	
MDS Checks Issued	0.00	0.00	0.00	0.00	36,248,316.16	62,291,448.35	0.00	3,730,488.87	102,270,255.38	
Advice to Debit Account	0.00	0.00	0.00	0.00	8,139,673.03	559,380.64	0.00	0.00	8,699,053.67	
Notice of Transfer Allocations (NTA)	0.00	0.00	0.00	0.00	0.00	0.00	0.00	0.00	0.00	
MDS Checks Issued	0.00	0.00	0.00	0.00	0.00	0.00	0.00	0.00	0.00	
Advice to Debit Account	0.00	0.00	0.00	0.00	0.00	0.00	0.00	0.00	0.00	
Working Fund for FAPs	0.00	0.00	0.00	0.00	0.00	0.00	0.00	0.00	0.00	
Cash Disbursement Ceiling (CDC)	0.00	0.00	0.00	0.00	0.00	0.00	0.00	0.00	0.00	
<b>TOTAL CASH DISBURSEMENTS</b>	<b>0.00</b>	<b>0.00</b>	<b>0.00</b>	<b>0.00</b>	<b>44,387,991.19</b>	<b>62,850,828.99</b>	<b>0.00</b>	<b>3,730,488.87</b>	<b>110,969,309.05</b>	
NON-CASH DISBURSEMENTS	0.00	0.00	0.00	0.00	3,170,723.65	288,018.13	0.00	0.00	3,458,741.78	
Tax Remittance Advices Issued (TRA)	0.00	0.00	0.00	0.00	3,170,723.65	288,018.13	0.00	0.00	3,458,741.78	
Non-Cash Availment Authority (NCAA)	0.00	0.00	0.00	0.00	0.00	0.00	0.00	0.00	0.00	
Disbursements effected through outright deductions from claims (please specify...)	0.00	0.00	0.00	0.00	0.00	0.00	0.00	0.00	0.00	
Overpayment of expenses(e.g. personnel benefits)	0.00	0.00	0.00	0.00	0.00	0.00	0.00	0.00	0.00	
Restitution for loss of government property	0.00	0.00	0.00	0.00	0.00	0.00	0.00	0.00	0.00	
Liquidated damages and similar claims	0.00	0.00	0.00	0.00	0.00	0.00	0.00	0.00	0.00	
Others(TEF, BTr-Documentary Stamp Tax, etc.)	0.00	0.00	0.00	0.00	0.00	0.00	0.00	0.00	0.00	
<b>TOTAL NON-CASH DISBURSEMENTS</b>	<b>0.00</b>	<b>0.00</b>	<b>0.00</b>	<b>0.00</b>	<b>3,170,723.65</b>	<b>288,018.13</b>	<b>0.00</b>	<b>0.00</b>	<b>3,458,741.78</b>	
<b>GRAND TOTAL</b>	<b>0.00</b>	<b>0.00</b>	<b>0.00</b>	<b>0.00</b>	<b>47,558,714.84</b>	<b>63,138,847.12</b>	<b>0.00</b>	<b>3,730,488.87</b>	<b>114,428,050.83</b>	

**MONTHLY REPORT OF DISBURSEMENTS**  
For the month of September 2023

Department : State Universities and Colleges (SUCs)  
 Agency/Entity : Batangas State University  
 Operating Unit : < not applicable >  
 Organization Code (UACS) : 08 038 000000  
 Fund Cluster : 01 - Regular Agency Fund

Particulars	Current Year Budget					Prior Year's Budget											SUB-TOTAL
	PS	MOOE	FinEx	CO	TOTAL	Prior Year's Accounts Payable					Current Year's Accounts Payable					TOTAL	
						PS	MOOE	FinEx	CO	Sub-Total	PS	MOOE	FinEx	GO	Sub-Total		
1	2	3	4	5	6=(2+3+4+5)	7	8	9	10	11=(7+8+9+10)	12	13	14	15	16=(12+13+14+15)	17=(11+16)	18=(6+17)
<b>CASH DISBURSEMENTS</b>	44,387,991.19	62,850,828.99	0.00	1,900,292.25	109,139,112.43	0.00	0.00	0.00	1,830,196.62	1,830,196.62	0.00	0.00	0.00	0.00	0.00	1,830,196.62	110,969,309.05
Notice of Cash Allocation (NCA)	44,387,991.19	62,850,828.99	0.00	1,900,292.25	109,139,112.43	0.00	0.00	0.00	1,830,196.62	1,830,196.62	0.00	0.00	0.00	0.00	0.00	1,830,196.62	110,969,309.05
MDS Checks Issued	36,248,318.16	62,291,448.35	0.00	1,900,292.25	100,440,058.76	0.00	0.00	0.00	1,830,196.62	1,830,196.62	0.00	0.00	0.00	0.00	0.00	1,830,196.62	102,270,255.38
Advice to Debit Account	8,139,673.03	559,380.64	0.00	0.00	8,699,053.67	0.00	0.00	0.00	0.00	0.00	0.00	0.00	0.00	0.00	0.00	0.00	8,699,053.67
Notice of Transfer Allocations (NTA)	0.00	0.00	0.00	0.00	0.00	0.00	0.00	0.00	0.00	0.00	0.00	0.00	0.00	0.00	0.00	0.00	0.00
MDS Checks Issued	0.00	0.00	0.00	0.00	0.00	0.00	0.00	0.00	0.00	0.00	0.00	0.00	0.00	0.00	0.00	0.00	0.00
Advice to Debit Account	0.00	0.00	0.00	0.00	0.00	0.00	0.00	0.00	0.00	0.00	0.00	0.00	0.00	0.00	0.00	0.00	0.00
Working Fund for FAPs	0.00	0.00	0.00	0.00	0.00	0.00	0.00	0.00	0.00	0.00	0.00	0.00	0.00	0.00	0.00	0.00	0.00
Cash Disbursement Ceiling (CDC)	0.00	0.00	0.00	0.00	0.00	0.00	0.00	0.00	0.00	0.00	0.00	0.00	0.00	0.00	0.00	0.00	0.00
<b>TOTAL CASH DISBURSEMENTS</b>	<b>44,387,991.19</b>	<b>62,850,828.99</b>	<b>0.00</b>	<b>1,900,292.25</b>	<b>109,139,112.43</b>	<b>0.00</b>	<b>0.00</b>	<b>0.00</b>	<b>1,830,196.62</b>	<b>1,830,196.62</b>	<b>0.00</b>	<b>0.00</b>	<b>0.00</b>	<b>0.00</b>	<b>0.00</b>	<b>1,830,196.62</b>	<b>110,969,309.05</b>
<b>NON-CASH DISBURSEMENTS</b>	<b>3,170,723.65</b>	<b>288,018.13</b>	<b>0.00</b>	<b>0.00</b>	<b>3,458,741.78</b>	<b>0.00</b>	<b>0.00</b>	<b>0.00</b>	<b>0.00</b>	<b>0.00</b>	<b>0.00</b>	<b>0.00</b>	<b>0.00</b>	<b>0.00</b>	<b>0.00</b>	<b>0.00</b>	<b>3,458,741.78</b>
Tax Remittance Advices Issued (TRA)	3,170,723.65	288,018.13	0.00	0.00	3,458,741.78	0.00	0.00	0.00	0.00	0.00	0.00	0.00	0.00	0.00	0.00	0.00	3,458,741.78
Non-Cash Availment Authority (NCAA)	0.00	0.00	0.00	0.00	0.00	0.00	0.00	0.00	0.00	0.00	0.00	0.00	0.00	0.00	0.00	0.00	0.00
Disbursements effected through outright deductions from claims (please specify...)	0.00	0.00	0.00	0.00	0.00	0.00	0.00	0.00	0.00	0.00	0.00	0.00	0.00	0.00	0.00	0.00	0.00
Overpayment of expenses (e.g. personnel benefits)	0.00	0.00	0.00	0.00	0.00	0.00	0.00	0.00	0.00	0.00	0.00	0.00	0.00	0.00	0.00	0.00	0.00
Restitution for loss of government property	0.00	0.00	0.00	0.00	0.00	0.00	0.00	0.00	0.00	0.00	0.00	0.00	0.00	0.00	0.00	0.00	0.00
Liquidated damages and similar claims	0.00	0.00	0.00	0.00	0.00	0.00	0.00	0.00	0.00	0.00	0.00	0.00	0.00	0.00	0.00	0.00	0.00
Others (TEF, BTR-Documentary Stamp Tax, etc.)	0.00	0.00	0.00	0.00	0.00	0.00	0.00	0.00	0.00	0.00	0.00	0.00	0.00	0.00	0.00	0.00	0.00
<b>TOTAL NON-CASH DISBURSEMENTS</b>	<b>3,170,723.65</b>	<b>288,018.13</b>	<b>0.00</b>	<b>0.00</b>	<b>3,458,741.78</b>	<b>0.00</b>	<b>0.00</b>	<b>0.00</b>	<b>0.00</b>	<b>0.00</b>	<b>0.00</b>	<b>0.00</b>	<b>0.00</b>	<b>0.00</b>	<b>0.00</b>	<b>0.00</b>	<b>3,458,741.78</b>
<b>GRAND TOTAL</b>	<b>47,558,714.84</b>	<b>63,138,847.12</b>	<b>0.00</b>	<b>1,900,292.25</b>	<b>112,597,854.21</b>	<b>0.00</b>	<b>0.00</b>	<b>0.00</b>	<b>1,830,196.62</b>	<b>1,830,196.62</b>	<b>0.00</b>	<b>0.00</b>	<b>0.00</b>	<b>0.00</b>	<b>0.00</b>	<b>1,830,196.62</b>	<b>114,428,050.83</b>


**SUMMARY**

Particulars (1)	Previous Report (2)	This Month (3)	As at Date (4)
Total Disbursement Authorities Received	987,906,137.05	112,857,431.78	1,100,763,568.83
NCA	959,034,988.00	109,398,690.00	1,068,433,678.00
NTA	0.00	0.00	0.00
Working Fund	0.00	0.00	0.00
TRA	28,871,149.05	3,458,741.78	32,329,890.83
CDC	0.00	0.00	0.00
NCAA	0.00	0.00	0.00
Less: Notice of Transfer of Allocations (NTA)* issued	0.00	0.00	0.00
Total Disbursement Authorities Available	<u>987,906,137.05</u>	<u>112,857,431.78</u>	<u>1,100,763,568.83</u>
Less:	0.00	0.00	0.00
Lapsed NCA	1,149.19	0.00	1,149.19
Disbursements	911,629,259.74	114,428,050.83	1,026,057,310.57
Less: Other Non-Cash Disbursements	0.00	0.00	0.00
Disbursements effected through outright deductions from claims	0.00	0.00	0.00
Overpayment of expenses(e.g. personnel benefits)	0.00	0.00	0.00
Restitution for loss of government property	0.00	0.00	0.00
Liquidated damages and similar claims	0.00	0.00	0.00
Others (e.g. TEF, BTr, Docs Stamp, etc.)	0.00	0.00	0.00
Add/Less: Adjustments (e.g. cancelled/staled checks)	0.00	0.00	0.00
Balance of Disbursement Authorities as at date	<u>76,275,728.12</u>	<u>(1,570,619.05)</u>	<u>74,705,109.07</u>
Total Disbursements Program	<u>987,906,137.05</u>	<u>112,857,431.78</u>	<u>1,100,763,568.83</u>
Less: *Actual Disbursements	<u>986,327,501.54</u>	<u>114,428,050.83</u>	<u>1,100,755,552.37</u>
(Over)/Under spending	<u><b>1,578,635.51</b></u>	<u><b>(1,570,619.05)</b></u>	<u><b>8,016.46</b></u>

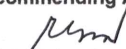
Notes: \* The use of NTA is discouraged

Notes: \*\* Amounts should tally with the grand total disbursement (column 27).


Certified Correct:

  
**MR. DANIEL JOHN F. FALÓ**  
 Asst. Director, Accounting  
 Date:

Recommending Approval:

  
**MR. ROMEO L. RAMOS**  
 Director for Financial Services  
 Date:

Approved By:

  
**DR. TIRSO A. RONQUILLO**  
 University President  
 Date: